



# Extreme Cuisine Custom Refrigerated Equipment Bases



## GENERAL

Low height refrigerated bases designed exclusively to be used under Montague Legend counter equipment to provide custom one-piece installations. Available in self-contained or remote configurations suitable for use with adjustable legs, casters, or curb mounted. Adding additional variety to the name that stands for quality and durability.

## STANDARD FEATURES

- Heavy Duty Drawer System - 300 lb. capacity with 14 gauge S/S track system on tandem 2" S/S skate wheels. Drawers accommodate 6" deep, 12" x 20" pans.
- ALL WELDED CONSTRUCTION.
- TOP - reinforced with 14 gauge integrated galvanized "U" channels and 18 gauge galvanized sub-top.
- EXTERIOR - exterior front, top, bottom, and sides are #304 stainless steel. Back is galvanized.
- INTERIOR - liner is #304 stainless steel with 3/8 inch radius corners.
- INSULATION - 2" thick CFC free, foamed-in-place polyurethane.
- THERMAL BREAKER STRIP - Exclusive Foam-Locked breaker strip permanently installed without mechanical fasteners.
- SELF-CONTAINED REFRIGERATION - Fully balanced hermetic condensing unit is provided with evaporator coil, expansion valve, thermostat, gravity defrost system and condensate evaporator. Condensing unit will be on right unless otherwise specified. 6 ft. cord with grounded plug located inside compressor housing.

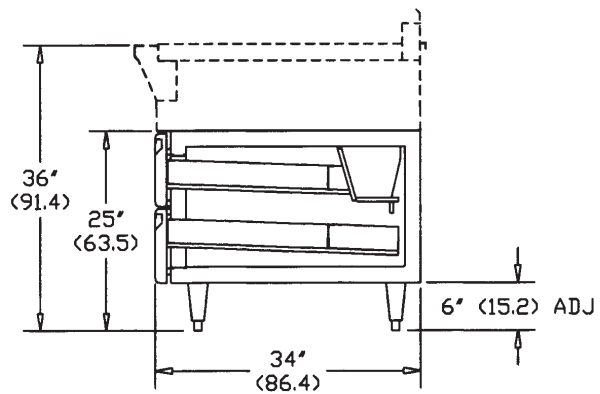
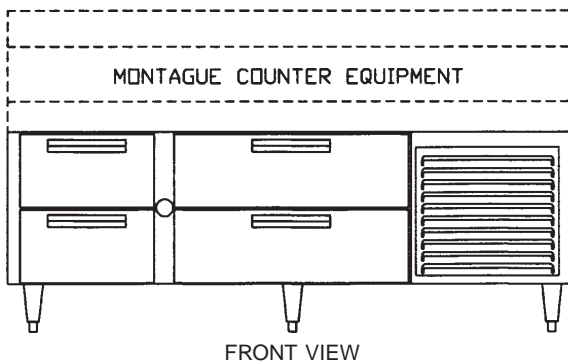
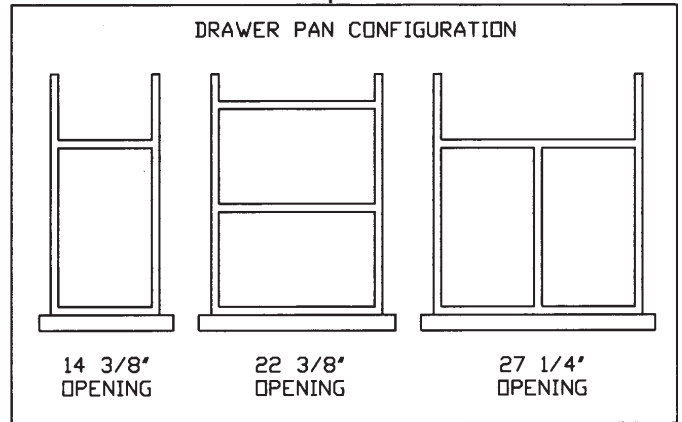
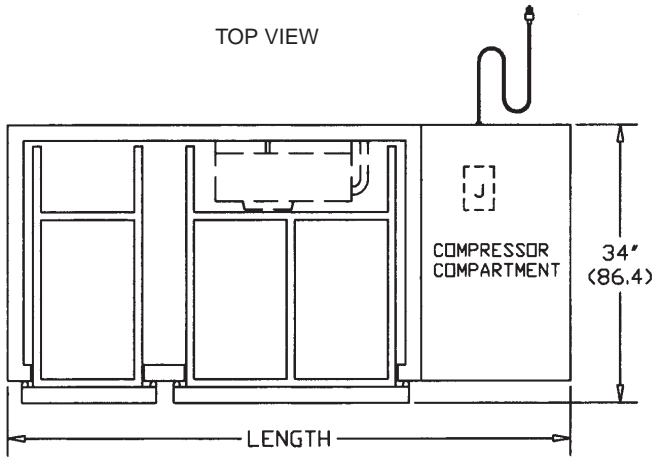
RB-72-SC - Refrigerated Base  
Shown in a custom battery.

- REMOTE MODELS - include all of the above with the exception of condensing unit and condensate evaporator pan. Refrigeration, drain line and electrical will be stubbed out as specified by customer located as follows:  
LE-left end, RE-right end, BL-back left, BR-back right.
- LEGS - Stainless Steel 6" Adjustable.
- HANDLES - Flush Mounted Stainless Steel.
- DRAWERS - Easily removed for cleaning.
- LARGE DIAL THERMOMETER
- WARRANTY - 1 Year parts and labor.
- WARRANTY - 5 Year compressor.

## ACCESSORIES/OPTIONS: \*(extra cost)

- \*6" Casters
- \*Padlock Assemblies (Drawers).
- \*Freezer bases available. Consult factory.
- \*Custom Sizes or Configurations.
- Compressor housing on left side.
- Marine Edge.

Dimensions in parenthesis are centimeters.



### SELF-CONTAINED UNITS

Montague #	Length (cm)	DRAWER SIZE OPENINGS			Pans*	Utilities				
		14-3/8"	22-3/8"	27-1/4"		Lbs.	H.P.	Volts	Amps	Phase
RB-36-SC	36" (91.4)	2			470	2	1/4	115	8.2	1
RB-48-SC	48" (121.9)			2	495	4	1/4	115	8.2	1
RB-60-SC	60" (152.4)	2	2		525	5	1/4	115	8.9	1
RB-72-SC	72" (182.9)		2	2	550	7	1/4	115	8.9	1
RB-84-SC	84" (213.3)			4	625	8	1/3	115	9.3	1
RB-96-SC	96" (243.8)		6		700	10	1/3	115	9.3	1
RB-108-SC	108" (274.3)		2	4	875	12	1/3	115	9.3	1

\* On certain drawer configurations, one pan in the top drawer is deleted to provide clearance for the evaporator blower coil.

### REMOTE UNITS

Montague #	Length (cm)	DRAWER SIZE OPENINGS			Pans*	Utilities				
		14-3/8"	22-3/8"	27-1/4"		Lbs.	H.P.	Volts	Amps	Phase
RB-36-R	36" (91.4)			2	350	4		115	.73	1
RB-48-R	48" (121.9)	2	2		400	5		115	1.5	1
RB-60-R	60" (152.4)		2	2	450	8		115	1.5	1
RB-72-R	72" (182.9)			4	500	8		115	1.5	1
RB-84-R	84" (213.3)		4	2	550	11		115	1.5	1
RB-96-R	96" (243.8)			6	600	12		115	3.0	1
RB-108-R	108" (274.3)		6	2	780	14		115	3.0	1



### THE MONTAGUE COMPANY

1830 Stearman Avenue, P.O. Box 4954  
 Hayward, CA 94540-4954  
 Telephone: 800/345-1830 (outside CA)  
 510/785-8822 FAX: 510/785-3342



26865-8